


Safe and easy to handle

SysLoc[®]

JMS

SysLoc® – the safe functional principle:




SysLoc® – the advantages at a glance:




Bevel

The optimized bevel area minimizes pain perception as well as scarring. The slit-shaped back eye of the arterial needle prevents lesions of the vessel's inner surface.



Rotating Wings

The shorter and transparent needle wing is ergonomically shaped, provides a strong grip and prevents the needle from rotating while puncturing.



Markers

Red and black markers on the hub show the exact position of the bevel every time at first glance during dialysis treatment.



Signal

The audible click ensures that the needle is securely locked and reduces the risk of needle stick injuries.

Order information:

Dimensions ø	ø x Length	Wing colour	15 cm tubing	30 cm tubing	50 cm tubing
17 G, arterial	1,5 x 20 mm		S8621700	S8621707	--
17 G, venous	1,5 x 20 mm		S8621701	S8621708	--
17 G, arterial	1,5 x 25 mm		S8621711	S8621712	--
17 G, venous	1,5 x 25 mm		S8621713	S8621714	--
16 G, arterial	1,6 x 15 mm		--	S8621617	--
16 G, venous	1,6 x 15 mm		--	S8621618	--
16 G, arterial	1,6 x 20 mm		S8621606	S8621609	S8621619
16 G, venous	1,6 x 20 mm		S8621607	S8621610	S8621620
16 G, arterial	1,6 x 25 mm		S8621613	S8621614	--
16 G, venous	1,6 x 25 mm		S8621615	S8621616	--
15 G, arterial	1,8 x 20 mm		S8621506	S8621510	S8621519
15 G, venous	1,8 x 20 mm		S8621507	S8621513	S8621518
15 G, arterial	1,8 x 25 mm		S8621511	S8621512	--
15 G, venous	1,8 x 25 mm		--	S8621515	--

Arterial with back eye and red clamp, venous without back eye and with blue clamp